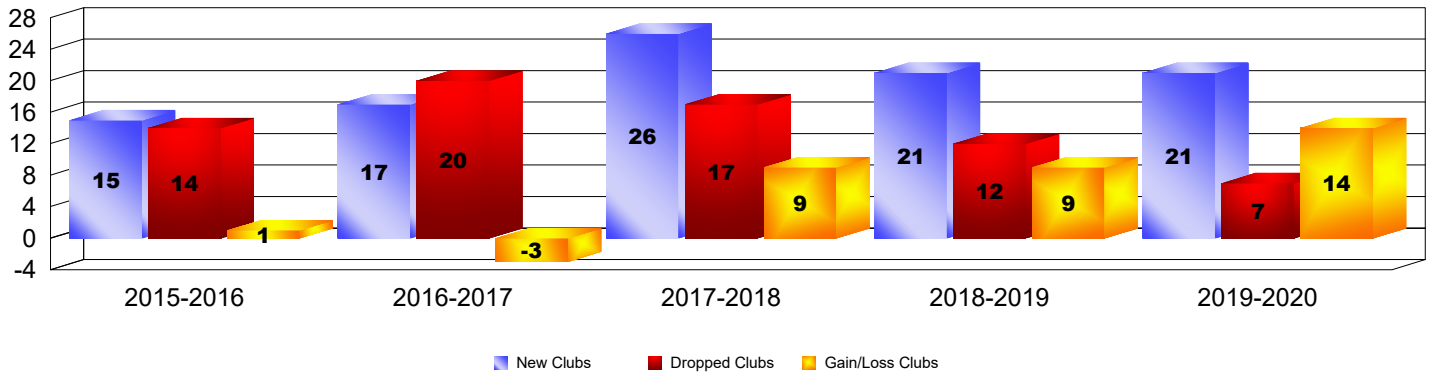


Multiple District 108

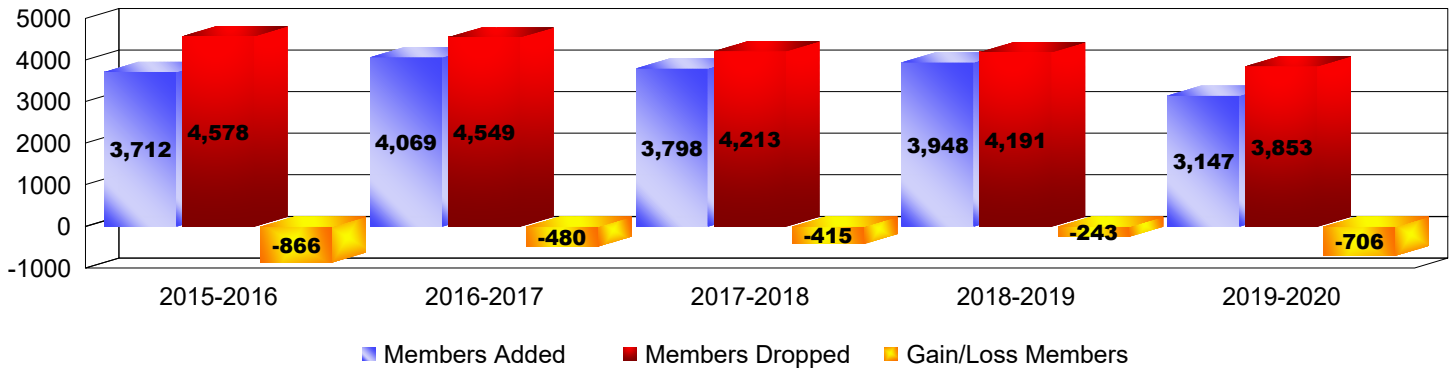
As of June 2020 Cumulative

Year	New Clubs	Dropped Clubs	Gain/Loss Clubs	New Members	Charter Members	Reinstate Members	Transfer Members	Total Member Added	Total Members Dropped	Gain/Loss Members
2015-2016	15	14	1	2,747	383	145	437	3,712	4,578	-866
2016-2017	17	20	-3	3,138	455	195	281	4,069	4,549	-480
2017-2018	26	17	9	2,689	678	131	300	3,798	4,213	-415
2018-2019	21	12	9	2,891	584	170	303	3,948	4,191	-243
2019-2020	21	7	14	2,220	570	115	242	3,147	3,853	-706
Average	20	14	6	2,737	534	151	313	3,735	4,277	-542


Clubs



Members



Membership Composition June 2020 Cumulative



Gender Comparison June 2020 Cumulative

